

# Table of Contents

General Information	Page
Ordering Information .....	2
Product Information.....	3
Finishes and Steel Coatings .....	3
Terms and Conditions of Sale.....	4
Snap-Lock Component Ordering Guide .....	5 - 15
Fastener Ordering Guide.....	16

Component Index	Page
Butyl Mastic Tape (#926) .....	15
Chimney, Top Saddle (#37).....	6
Clips (#921 - 920SS) .....	15
Closures, Polyethylene (#924) .....	15
Eave, No Hook (40 - 42H).....	7
Eave, with Drip (#47 - 49H) .....	9
Eave, with Hook (#44 - 46H).....	8
Endwall (#80 - 81) .....	12
Fascia Cleat (#917).....	14
Fasteners .....	16
Flatstock (#2, 3) .....	5
Gable, Old Style (#53 - 56H) .....	11
Gable, Standard (#50 - 52H) .....	10
Joggle Cleat (#919).....	14
Nosing (#84 - 87H).....	12-13
Paint (#923).....	15
Panels (#1).....	5
Ridge / Hip Cap (#90, 91) .....	14
Sidewall (#70 - 77) .....	12
Skylight, Top Saddle (#36) .....	6
Termination Strip (#20).....	5
Tools, Benders (#910, 912).....	14
Transition, Elbow (#30, 31).....	6
Transition, Knee (#32, 33) .....	6
Valley (#26).....	5
Ventilation Strip (#918).....	14
"Z" Closure (#21).....	5

Note: “” indicates the painted side of the component.

# Ordering Information

**To ensure timeliness and accuracy, please be sure to include the following information with your order:**

- Your company name, as established on your account.
- A Purchase Order number or job reference (No verbal orders, please. Customer is responsible for any errors with verbal orders and instructions.)
- Complete shipping information: Address, directions, contact information and telephone number, special instructions for crating, etc.
- Information for off-loading materials at the destination.
- Preliminary lien, joint check, or joint check information, when necessary.
- Please prepare your order using the part numbers shown in this ordering guide. Be sure to include:
  - Complete cut list, beginning with the longest length
  - Panel profile name, color, gauge, and paint grade
  - Fasteners, trim components, underlayments, closures, sealants, etc.
- To help ensure a complete order, Summit Pacific Metal Sales has order forms for Snap-Lock Standing Seam roofing available for your convenience.
- Please call Summit Pacific Metal Sales to confirm orders sent via FAX have been received.
- Custom trim accessories, crickets, chimney chase caps, beam caps, and specialized wall and roof flashings are available from Summit Pacific Metal Sales. Please contact your sales representative for availability and quotations.
- Shaded part numbers indicate the item is generally available for immediate delivery; please note, however, certain conditions beyond our control may delay availability or delivery with these and other items. If the product is not readily available, please ask about lead times.

# Product Information

**Panel Lengths:** Maximum standard panel length is 30'-0", minimum standard length is 4'-0". Panel lengths are available in longer and shorter lengths but will be subject to additional charges. Please contact your Summit Pacific Metal Sales representative for further information.

**Trim Lengths:** Trim components lengths are 10'.

**Specifications:** Product specifications and availability are subject to change at any time. All dimensions are nominal and are subject to industry tolerances. Steel gauges are per AISI Standards.

**Installation:** The designer/architect and installer are responsible for determining the suitability and installation criteria of these products. Summit Pacific Metal Sales has the Snap-Lock Installation and Details Guide, as well as Guide Specifications (per CSI format), to assist in applications. Consult these guides for further information.

## Finishes and Coatings

**Base Steel:** The base steel of standard Kynar-500/Hylar-5000 finished products is a Grade D or AZ50 steel, 50,000 psi yield. The base steel is protected with a G-90 galvanized, Zincolume<sup>®</sup>, or a Galvalume<sup>®</sup> coated steel.

**Kynar-500/Hylar-5000 Finishes:** Kynar-500 / Hylar-5000 finished products provide the best, long-term color durability. Limited warranties for up to thirty (30) years are available for our standard Kynar-500 / Hylar-5000 finished roofing products but are subject to certain criteria and approval. (See below)

**Backer Coat:** Panels have a factory applied "wash coat" or "finish coat" on the underside. The color of this underside coating may vary. There is no warranty associated with this coating.

**Warranties:** Paint finish warranties are available for the above paint finishes, but each project is subject to approval due to certain site and environmental conditions. To make certain of a project's eligibility for a warranty, complete the Warranty Request Form available from Summit Pacific Metal Sales prior to ordering materials.

# Terms and Conditions Of Sale

1. **Pricing:** Unless otherwise agreed in writing, all products are priced F.O.B. Summit Pacific Metal Sales. Freight charges will be added to quoted prices. Unless Summit Pacific Metal Sales has a valid re-sale certificate on file, all sales are subject to applicable sales tax.
2. **Payment:** 50% down before fabrication, with balance due prior to loading or delivery, unless credit has been established with Summit Pacific Metal Sales. All late payments are subject to a late charge of one and one-half percent (1-1/2%) per month, or the highest rate allowed by law.
3. **Fabrication Time:** Standard lead times for stock materials is 4 to 7 business days. Some products may be available immediately. Ordering products from the shaded boxes will expedite fabrication and availability.
4. **Cancellations:** Cancellation of orders will not be accepted after manufacturing has begun. Special Orders cannot be cancelled after order is placed.
5. **Orders:** It is strongly recommended that all orders are made by facsimile, mail, or hand delivery. You are responsible for any errors resulting from verbal orders. If a verbal order is confirmed in writing, you must write "CONFIRMATION - DO NOT DUPLICATE" on the confirmation or you will be responsible for the duplicates order.
6. **Shipping:** Shipment by common carrier is "freight collect," or you may arrange to pick up materials at our plant. Any damage claims must be submitted to the carrier. The risk of loss of the products shall pass to you (the buyer), as soon as the goods are loaded on the carrier. You are responsible for off-loading delivered materials. Summit Pacific Metal Sales will provide material handling information upon request; special handling will be needed for long length panels. Although every effort is made to meet requested shipping dates, Summit Pacific Metal Sales assumes no responsibility for damages or losses of any kind sustained by customer because of our unforeseen inability to meet a specific shipping date.
7. **Shortages:** Order shortages or discrepancies must be noted on the Packing Slip at the time of delivery. If there are shortages or discrepancies not evident at the time of delivery, they must be reported within five (5) days from the date of delivery and be accompanied with the packing slip.
8. **Delays:** If you request that we delay the shipping of your order, you will be invoiced for these materials. You will pay the invoice per stated terms, pay storage charges, if any, and assume all responsibility for damages while materials are in storage.
9. **Returns:** Returns will only be allowed within thirty (30) days after purchase, and only with prior written authorization. Only certain items may be returned: shelf items such as screws, paint, and rolled goods, and only if they are in undamaged, re-sellable condition. Panels and trim components cannot be returned. Authorized returns are subject to a 20% re-stocking charge.
10. **Warranty:** We warrant that the product be free from defects in material and workmanship for a period of sixty (60) days from the date of shipment. This warranty is conditioned upon proper use, handling, and application of the materials. We will not warrant products that have been modified without our written consent, or products improperly used or applied. You must notify us during the warranty period of any defects and allow reasonable time to inspect and remedy the product. If we determine that the products are defective, we will replace or repair them. If replacement or repair is not practical, we may, at our option, refund the original purchase price for the defective material. **THIS IS YOUR ONLY REMEDY FOR DEFECTIVE GOODS.**
11. **Limitation of Liability:** We will not be liable to any person or entity for any incidental or consequential damages, including lost profits, lost use of the material, or liquidated damages. We will not be liable to any person or entity for claims for personal injury or property damage. Our total liability for any and all claims shall not exceed the purchase price paid.

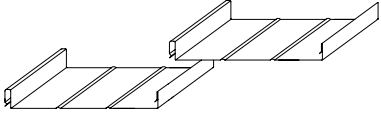
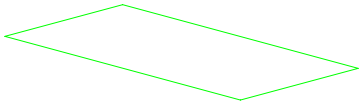

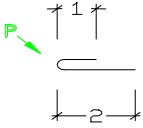
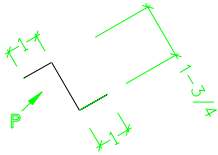
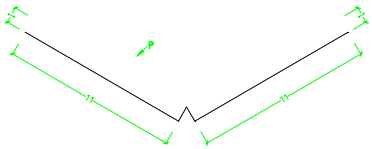
**THERE ARE NO OTHER WARRANTIES, EITHER EXPRESS OR IMPLIED, INCLUDING MERCHANTABILITY OR FITNESS FOR A PARTICULAR USE WHICH EXTEND BEYOND THE ABOVE TERMS.**

12. **Attorneys Fees:** In the event that a dispute arises between you (the buyer) and Summit Pacific Metal Sales, the prevailing party shall be entitled to attorney's fees and costs.
13. **Applicable Law:** The construction and performance of this contract shall be governed by the laws of the State of California.

*Summit Pacific Metal Sales*

*Ordering Guide*

# Snap-Lock Ordering Guide

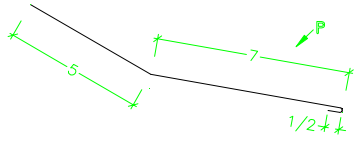
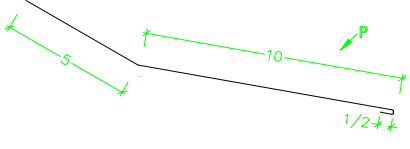
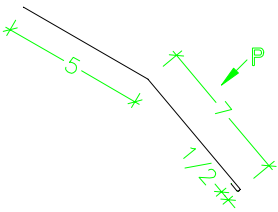
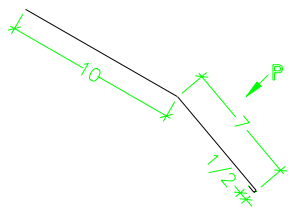
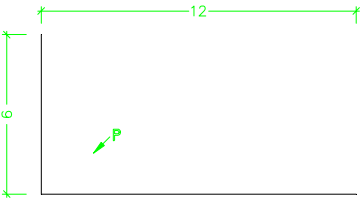
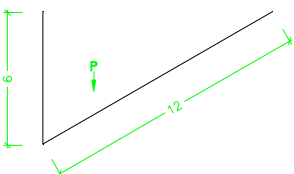
Part #	Profile	Description
1		18" Snap-Lock Standing Seam Roofing Panels (Cut to length: specify quantity and length)
2		Flat Stock 48.25" x 120"
3		Flat Stock 24" x 120"
20		Termination Strip
21		"Z" Closure
26		"W" Valley  (Use with two pieces #919 joggle)

**Note:** These part numbers

**14**

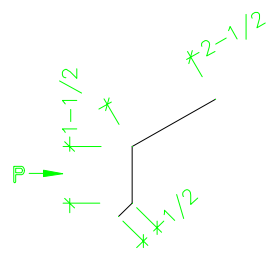
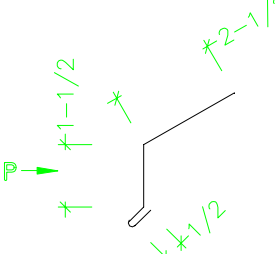
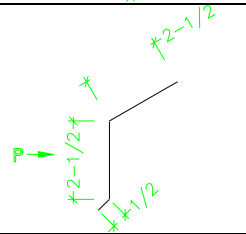
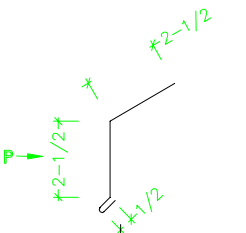
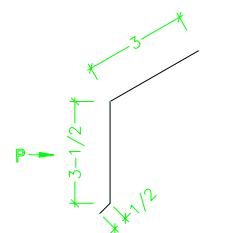
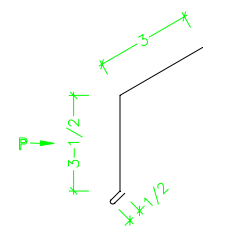
indicate immediate availability.

# Snap-Lock Ordering Guide

Part #	Profile	Description
30		<b>Elbow Roof Transition, Std.</b>  (Use with #919 joggle, #21 "Z" closure)  <i>(Specify BOTH roof slopes)</i>
31		<b>Elbow Roof Transition, Oversized</b>  (Use with #919 joggle, #21 "Z" closure)  <i>(Specify BOTH roof slopes)</i>
32		<b>Knee Roof Transition, Std.</b>  (Use with #919 joggle, #21 "Z" closure)  <i>(Specify BOTH roof slopes)</i>
33		<b>Knee Roof Transition, Oversized</b>  (Use with #919 joggle, #21 "Z" closure)  <i>(Specify BOTH roof slopes)</i>
36		<b>Skylight Top Saddle</b>  (Use with #919 joggle)
37		<b>Chimney Top Saddle</b>  (Use with #919 joggle) <i>(Specify roof slope)</i>

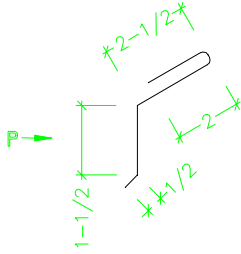
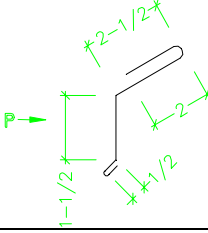
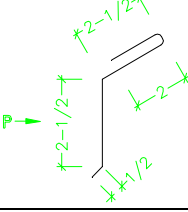
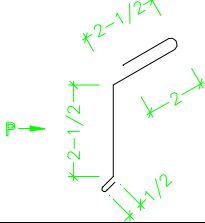
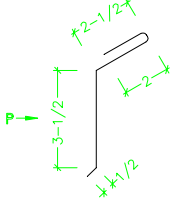
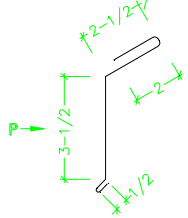
**Note:** These part numbers **14** indicate immediate availability.

# Snap-Lock Ordering Guide

Part #	Profile	Description
40		<b>2" Eave</b>  (Use with #919 joggle)  <i>(Specify Roof slope)</i>
40H		<b>Hemmed 2" Eave</b>  (Use with #917 fascia cleat and #919 joggle)  <i>(Specify Roof slope)</i>
41		<b>Standard 3" Eave</b>  (Use with #919 joggle)  <i>(Specify roof slope)</i>
41H		<b>Hemmed 3" Eave</b>  (Use with #917 fascia cleat and #919 joggle)  <i>(Specify roof slope)</i>
42		<b>Standard 4" Eave</b>  (Use with #919 joggle)  <i>(Specify roof slope)</i>
42H		<b>Hemmed 4" Eave</b>  (Use with #917 fascia cleat and #919 joggle)  <i>(Specify roof slope)</i>

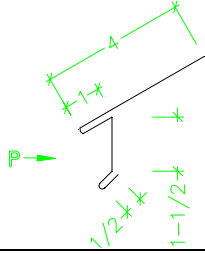
**Note:** These part numbers **14** indicate immediate availability.

# Snap-Lock Ordering Guide

Part #	Profile	Description
44		<b>Std. 2" Eave Trim w/ Hook</b>  (Specify roof slope)
44H		<b>Hemmed 2" Eave Trim w/ Hook</b>  (Use with #917 fascia cleat)  (Specify roof slope)
45		<b>3" Eave Trim w/ Hook</b>  (Specify roof slope)
45H		<b>Hemmed 3" Eave Trim w/ Hook</b>  (Use with #917 fascia cleat)  (Specify roof slope)
46		<b>4" Eave Trim w/ Hook</b>  (Specify roof slope)
46H		<b>Hemmed 4" Eave Trim w/ Hook</b>  (Use with #917 fascia cleat)  (Specify roof slope)

**Note:** These part numbers **14** indicate immediate availability.

# Snap-Lock Ordering Guide

Part #	Profile	Description
47		<b>2" Drip Eave</b>  (Specify up to 4/12 roof slope)
47H		<b>Hemmed 2" Drip Eave</b>  (Use with #917 fascia cleat) (Specify up to 4/12 roof slope)
48		<b>3" Drip Eave</b>  (Specify up to 4/12 roof slope)
48H		<b>Hemmed 3" Drip Eave</b>  (Use with #917 fascia cleat) (Specify up to 4/12 roof slope)
49		<b>4" Drip Eave</b>  (Specify up to 4/12 roof slope)
49H		<b>Hemmed 4" Drip Eave</b>  (Use with #917 fascia cleat) (Specify up to 4/12 roof slope)
<b>Note: These part numbers</b>		<b>14</b>
<b>indicate immediate availability.</b>		

# Snap-Lock Ordering Guide

Part #	Profile	Description
50		<b>Std. 2" Gable Trim</b> (Use with #20 termination strip)
50H		<b>Hemmed 2" Gable Trim</b> (Use with #917 fascia cleat and #20 termination strip)
51		<b>3" Gable Trim</b> (Use with #20 termination strip)
51H		<b>Hemmed 3" Gable Trim</b> (Use with #917 fascia cleat and #20 termination strip)
52		<b>4" Gable Trim</b> (Use with #20 termination strip)
52H		<b>Hemmed 4" Gable Trim</b> (Use with #917 fascia cleat and #20 termination strip)

**Note:** These part numbers **14** indicate immediate availability.

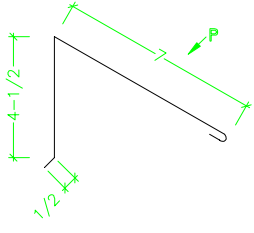
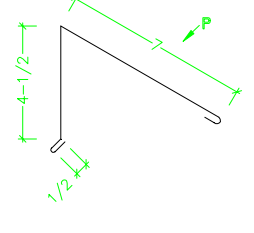
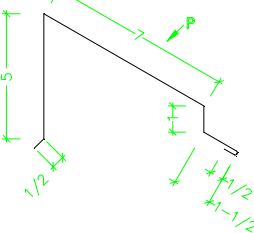
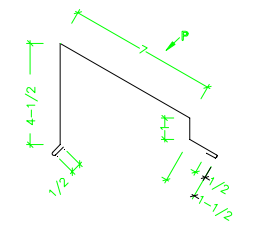
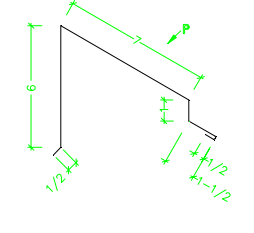
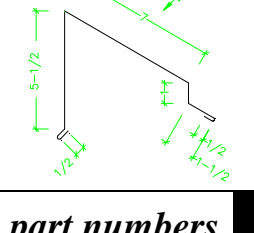
# Snap-Lock Ordering Guide

Part #	Profile	Description
53		<b>Old-Style Gable</b> 3-3/4" Vertical, 3" Across
53H		<b>Hemmed Old-Style Gable</b> 3-3/4" Vertical, 3" Across  (Use with #917 fascia cleat)
54		<b>Old-Style Gable</b> 4-3/4" Vertical, 3" Across
54H		<b>Hemmed Old-Style Gable</b> 4-3/4" Vertical, 3" Across  (Use with #917 fascia cleat)
55		<b>Old-Style Gable</b> 3-3/4" Vertical, 4-1/2" Across
55H		<b>Hemmed Old-Style Gable</b> 3-3/4" Vertical, 4-1/2" Across  (Use with #917 fascia cleat)
56		<b>Old-Style Gable</b> 4-3/4" Vertical, 4-1/2" Across
56H		<b>Hemmed Old-Style Gable</b> 4-3/4" Vertical, 4-1/2" Across  (Use with #917 fascia cleat)
<b>Note: These part numbers</b>		<b>14</b>
<b>indicate immediate availability.</b>		

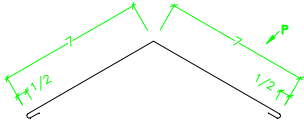
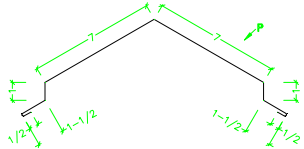
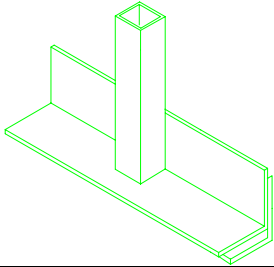
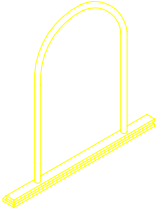
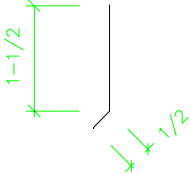


# Snap-Lock Ordering Guide

Part #	Profile	Description
70		<b>“Z” Sidewall, Narrow</b> 3” Across
71		<b>“Z” Sidewall, Wide</b> 4-1/2” Across
75		<b>“L” Metal, No Hem</b>
76		<b>“L” Metal with Hem</b>
77		<b>“L” Metal with Hook</b> (Use with #20 termination strip)
80		<b>Endwall, Std.</b>  (Specify roof slope)
81		<b>Vented Endwall</b> (Use with #918 vent strip and #21 “Z” closure) (Specify roof slope)
84		<b>Nosing, Std.</b> 4” Vertical (Use with #21 “Z” closure) (Specify roof slope)
84H		<b>Hemmed Nosing, Std.</b> 4” Vertical (Use with #917 fascia cleat and #21 “Z” closure) (Specify roof slope)
<b>Note: These part numbers</b>		<b>14</b>
<b>indicate immediate availability.</b>		

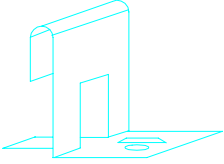
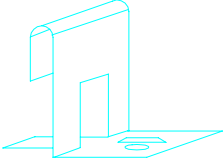
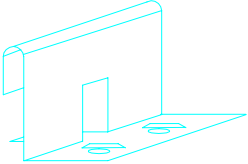
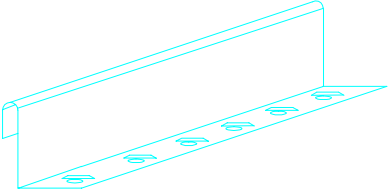



# Snap-Lock Ordering Guide

Part #	Profile	Description
85		<b>Nosing, Std.</b> 5" Vertical  (Use with #21 "Z" closure)  <i>(Specify roof slope)</i>
85H		<b>Hemmed Nosing, Std.</b> 5" Vertical  (Use with #917 fascia cleat and #21 "Z" closure)  <i>(Specify roof slope)</i>
86		<b>Vented Nosing</b> 5" Vertical  (Use with #918 vent strip and #21 "Z" closure)  <i>(Specify roof slope)</i>
86H		<b>Hemmed Vented Nosing</b> 5" Vertical  (Use with #918 vent strip, #917 fascia cleat, and #21 "Z" closure)  <i>(Specify roof slope)</i>
87		<b>Vented Nosing</b> 6" Vertical  (Use with #918 vent strip and #21 "Z" closure)  <i>(Specify roof slope)</i>
87H		<b>Hemmed Vented Nosing</b> 6" Vertical  (Use with #918 vent strip, #917 fascia cleat, and #21 "Z" closure)  <i>(Specify roof slope)</i>
<b>Note: These part numbers</b>		<b>14</b>
<b>indicate immediate availability.</b>		

# Snap-Lock Ordering Guide

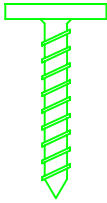
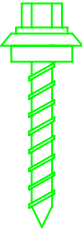
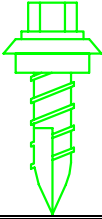


Part #	Profile	Description
90		<b>Std. Ridge / Hip Cap</b>  (Use with #21 "Z" closure)  <i>(Specify roof slope)</i>
91		<b>Vented Ridge / Hip Cap</b>  (Use with #918 vent strip and #21 "Z" closure)  <i>(Specify roof slope)</i>
910		<b>Panel Head Bender Tool</b>
912		<b>Eave / Valley Bender Tool</b>
917		<b>Fascia Cleat</b> <b>24 Gauge Steel (Bare)</b>
918		<b>1" x 3" Vent Strip</b> <b>50' Rolls</b>
919		<b>Joggle Cleat</b> <b>(20 Ga. Bare Galvanized Steel)</b>
<b>Note: These part numbers 14 indicate immediate availability.</b>		

# Snap-Lock Ordering Guide

Part #	Profile	Description
920		<b>18 Ga. Std. Non-UL Clips</b> (Uses 1 screw per clip)
920 SS		<b>20 Ga. Stainless Steel Non-UL Clips</b> (Uses 1 stainless screw per clip)
921		<b>18 Ga. UL Rated Clips</b> (Uses 2 screws per clip)
922		<b>18 Ga. x 22" Seam Stiffener</b> (Uses 6 screws per piece)
923		<b>Latex Paint (1 Qt.)</b>  (See Instructions)
924		<b>18" Polyethylene Closure</b>
926		<b>Butyl Mastic Tape</b>  3/32" x 1/2" x 50'

**Note:** These part numbers **14** indicate immediate availability.

# Snap-Lock Ordering Guide

Description	Part #	Size
<b>Panel Screws</b> <b>Phillips Pancake Head</b> 	8 C 10	1" #10-12 x 1"
	8C20	2" #10-12 x 2"
	8C10 SS	1" #10-12 x 1" Stainless Steel
<b>Woodgrip Screws</b> (Painted to match) 	8 W 10	#10-12 x 1"
	8 W 15	#10-12 x 1-1/2"
	8 W 20	#10-12 x 2"
	8 W 25	#10-12 x 2-1/2"
	8 W 30	#10-12 x 3"
	8 H 15 (Bare)	#14 x 1-1/2"
<b>Stitch Screws</b> 	8 S	#12 x 3/4"
<b>Pop Rivets</b> 	8 R	1/8" x 1/8" Steel